


REZNOR®

Trusted Heating Solutions

Nor-Ray-Vac

Continuous Radiant Tube Heating System





Nor-Ray-Vac

Continuous Radiant Tube Heating System

Nor-Ray-Vac is a gas fired continuous radiant tube heating system, designed specially for the building it is required to heat. The following criteria form the basis of each particular system design:

- Heat loss of the building for the required thermal environment
- Local climate conditions
- Type of activity in the building
- Specific architectural features relating to the structure

The Nor-Ray-Vac system is designed to provide uniform heat coverage over the entire floor area. Alternatively, the system can also cater for distinct zones providing a varied degree of comfort level within the overall layout of the building.

Nortek strives to become part of the 'design team', working closely with engineers or end users to determine the specific design parameters for the Nor-Ray-Vac scheme layout. This contact between the company's engineers and the system designer or client will give the most effective Nor-Ray-Vac system.

The result is a heating system designed specifically for the needs of the building and the way that the premises are managed.

Model Range

The Nor-Ray-Vac Series continuous radiant tube heating system is available in natural gas or propane versions. There are four models in the range - 24kW, 32kW, 38kW and 46kW output - with maximum radiant tube lengths from 9.4 to 27 metres.

Modulating burners are provided on all models allowing them to modulate from 50% to 100% duty (24/12kW, 32/16kW, 38/19kW and 46/23kW).

Maximum tube temperatures range from 450°C to 480°C.

Features & Benefits

- Reduces overall costs, with savings of up to 60% being achieved over conventional heating systems
- In-line fuel efficient burners with inputs ranging from 24 to 46kW
- Common vacuum fan operation
- Stoichiometric or 'perfect' combustion
- Can be designed 92% combustion efficiency
- Rapid heat-up times
- Good aesthetic integration with building
- Minimal vent penetrations
- Capable of running three 46kW burners in a radiant branch
- Widest range of burner inputs for any continuous system
- Uniform distribution of heat
- Low noise level
- Reliability and safety of operation to the latest European standard for multi-burner systems (EN 777)
- Radiant tube systems such as the Nor-Ray-Vac can be designed to a thermal efficiency of >92%.



Reduced Operating Cost

With today's ever-increasing world-market competition, corporations must continually find ways to reduce operating costs, especially where gas prices have risen dramatically. Our high-efficiency, gas-fired continuous radiant tube heaters can do just that. With increased comfort, along with a reduction in operating costs of up to 60% over conventional radiant systems, Reznor will help keep your operating costs down.

Nor-Ray-Vac Applications

- Aircraft hangars
- Garages and showrooms
- Greenhouses
- Museums
- New low energy factories / warehouses
- Non-food distribution centres
- Train maintenance depots
- Sports halls / tennis centres
- Superstore retail outlets

Radiant Heating

Radiant heat warms all solid objects and surfaces in its path through electromagnetic waves. Mounted overhead, Reznor radiant heaters produce infrared heat that is directed downwards to low level by a reflector. Infrared energy passes through the air dissipating as heat upon contact with people and surfaces thus creating a comfortable, all-round radiant warmth at lower air temperatures. This reduces wasteful heating of empty space and makes substantial energy savings over conventional boiler and air systems.

Comfortable Warmth

The Nor-Ray-Vac system exploits the concept of radiant heat. As radiant heat can be targeted effectively, energy savings can be achieved by heating only those areas which are occupied.

The Nor-Ray-Vac system has a rapid response to operating temperature and burns fuel at the point of use. This has significant advantages compared with large heating plant which suffer from distribution losses and slow response times.

Specification

Burner Control Housing

Consists of chassis with detachable pivoting lid.

Burner Head Assembly

A lightweight aluminium construction with a ceramic burner head insert. The aerodynamic shape reduces the pressure drop across the burner head and promotes a greater volume flame at the bottom of the tube where maximum heat release is desirable.

End Vent Module

At the start of each radiant branch an end vent module (EVM) is connected to the rear of the first combustion chamber. The EVM/ burner incorporates a vacuum pressure switch to prove flow at the start of the radiant branch to comply with European gas appliance standards.

Additional Control At The Touch Of A Button

All models are compatible with SmartCom control systems. SmartCom units incorporate a host of features such as self learning optimised start-up to ensure.

(Please refer to separate leaflet 'SmartCom Energy Management Control' for full details)



SmartCom³ control panel



Radiant black bulb sensor

REZNOR

Continuous radiant tube heating system

Vacuum Fans

Cast aluminium or robust steel plate fabricated centrifugal fan coated with heat and corrosion resistant paint, capable of a static minimum pressure of 29mbar at 20°C.

System Tube



Calcoat radiant tube, hot coated internally and externally with aluminium, then heat treated, fusing the aluminium into the surface of the steel, ensuring the seam weld is coated with aluminium. The tube fittings are connected together using specially designed stainless steel wrap-around couplings.

Reflectors

The radiant tube sections of the system are fitted with reflectors made of Aludip or stainless steel to direct infrared rays downwards. The reflectors are a unique design profile to maximise the reflected radiant heat, minimise convective loss, and maximise rigidity.

Control Panel

SmartCom controlled – single or multi-zoned options available.



System Operation

The system operates on a vacuum principle and utilises a zero governor within a dedicated gas valve ensuring optimum efficiency, reliability and safety.

The zero governor will only allow flow of gas when a vacuum is created by the fan. Therefore as well as the standard failsafe (where the gas valve locks out with ignition or gas supply failure), the zero governor also mechanically prevents gas flow in the event of vacuum shut down. The control of gas flow through the zero governor and the air flow into the mixing chamber while under the influence of the vacuum fan, enables stoichiometric combustion at the burner head.

Stoichiometric combustion permits the inclusion of further burners within the same tubing 'downstream' from the first burner, ensuring evenly distributed heat along the length of radiant tube.

Conforming to the European Gas Appliance regulations (EN 777), the end vent module burner has been developed to 'prove' flow of air at the start of each radiant branch. The end vent module burner is a unique feature to the Nor-Ray-Vac system and instils the principle of 'safety of operation' as a prerequisite of design.





Modulation

Fully Modulating Nor-Ray-Vac System

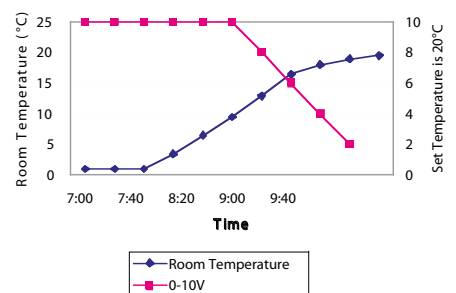
A conventional radiant heating system operates with on/off control. All NRV systems now operate with continuous modulation; this is achieved by adjusting the vacuum as the building temperature varies. The optimum air/gas ratio is maintained giving maximum comfort & efficiency whilst minimising fuel consumption.

Features & Benefits

- > Fully modulating radiant heating system
- > Complete air fuel ratio control
- > Maximises thermal efficiency
- > Maintains radiant efficiency
- > Maximises comfort
- > Delivers significant energy savings
- > Rapid Response

Control Method

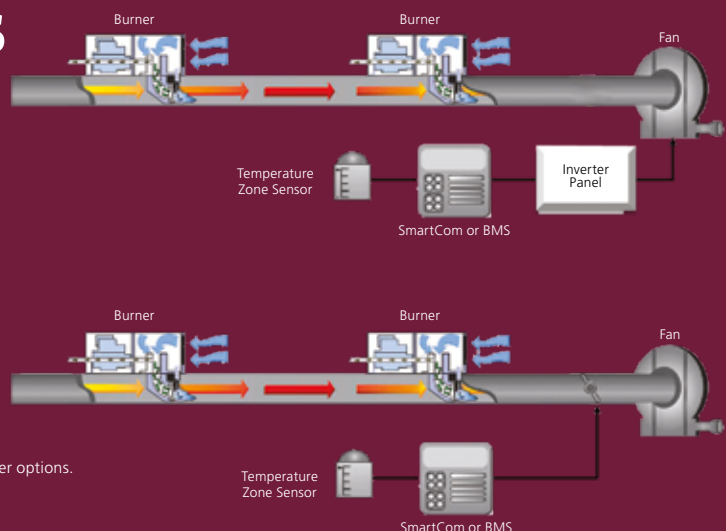
Room temperature controller produces a 0-10V output, this output is related to the room temperature as shown in the diagram below:



How it Works

The 0-10V output modulates a damper situated in front of the vacuum fan, or alternatively the 0-10v modulates by varying the speed of the fan under the control of the inverter. This then adjusts the vacuum pressure and so varies the air flow rate.

As the gas flow rate is controlled by a zero governor, the gas rate is adjusted in conjunction with the airflow rate. This gives the system a constant air fuel ratio.



A simple schematic of the fully modulating NRV system utilising the damper or inverter options.

Specification						
Model		NRV24M	NRV32M	NRV38M	NRV46M	
Nominal gross heat input range (max / min)		kW	24/12	32/16	38/19	46/23
Gas Consumption						
Natural Gas G20		m ³ /h	2.29	3.05	3.62	4.38
Propane G31		m ³ /h	0.90	1.21	1.43	1.73
Inlet Gas Pressure (mbar)		Max	50	50	50	50
		Min	17.5	17.5	17.5	17.5
Radiant Tube Length (Distance between burners)		m Max	13.1	18	23	27
		m Min	9.4	14	18	23
Maximum Tube Temperature		°C	450	480	480	480

Max Burners Per Branch						
Model		NRV24M	NRV32M	NRV38M	NRV46M	
Max burners per branch			3	3	3	3

Electrical Details					
Model		NRV24M	NRV32M	NRV38M	NRV46M
Electrical supply		230 volts 1 phase 50Hz			
Current rating		0.05 amps max (inductive)			

Distance From Combustibles					
Model		NRV24M	NRV32M	NRV38M	NRV46M
Below Tube					
Without undershield		1120/1250	1440/1700	1570/2100	1700/2100
With undershield		760/850	760/850	785/1050	850/1050
Above Tube					
		250	250	250	250
Horizontally					
Standard Reflector		600/770	700/850	700/1000	700/1000
Perimeter Reflector		305/450	305/510	305/600	305/600

Minimum Mounting Height						
Model		NRV24M	NRV32M	NRV38M	NRV46M	
Minimum mounting height		m	4.0	4.7	5.3	6.0

System Weight						
Model		NRV24M	NRV32M	NRV38M	NRV46M	
Average weight		kg/m	10	10	10	10

Other products in the Reznor range:-

- Warm air heaters
- Radiant heating
- Air curtains
- Heating & ventilation units
- Destratification fans



Registered in England No. 01390934 | Registered Office Fens Pool Avenue, Brierley Hill, West Midlands, DY5 1QA

Nortek Global HVAC is a registered trademark of Nortek Global HVAC Limited. Because of continuous product innovation, Nortek Global HVAC reserves the right to change product specification without due notice.

NORTEK GLOBAL HVAC (UK) LTD
Fens Pool Avenue
Brierley Hill
West Midlands DY5 1QA
United Kingdom

Tel: +44 (0)1384 489 700
Fax: +44 (0)1384 489 707

reznorsales@nortek.com
www.reznor.co.uk